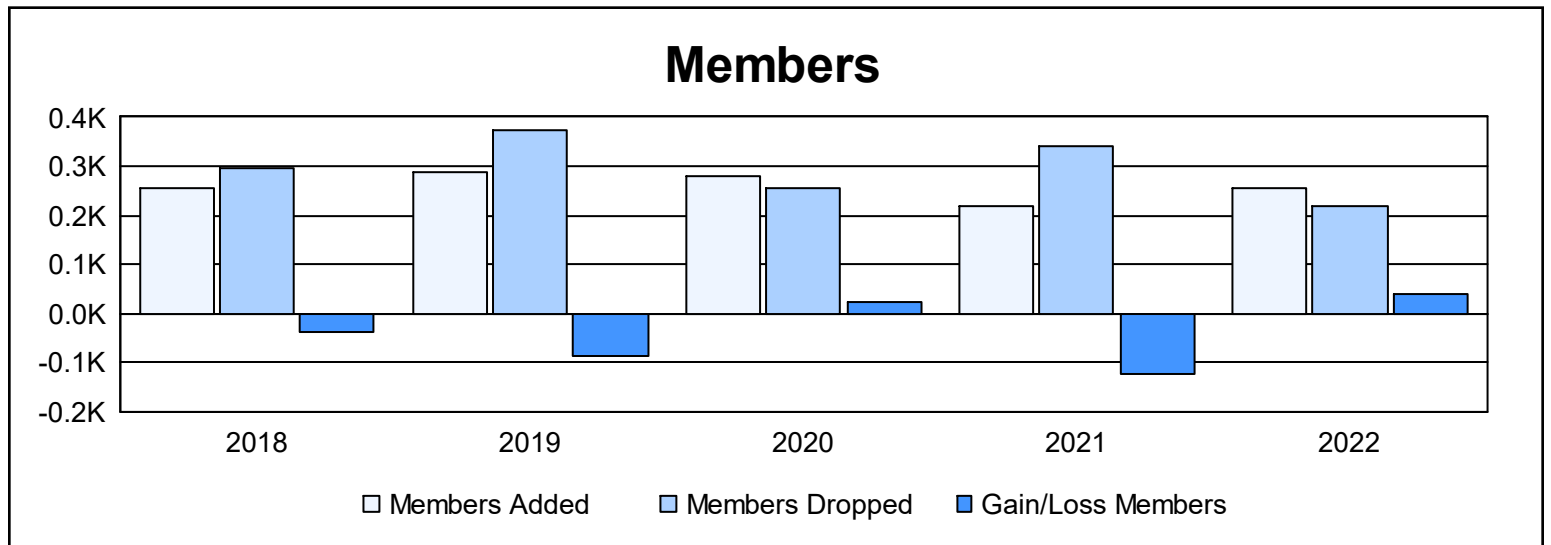
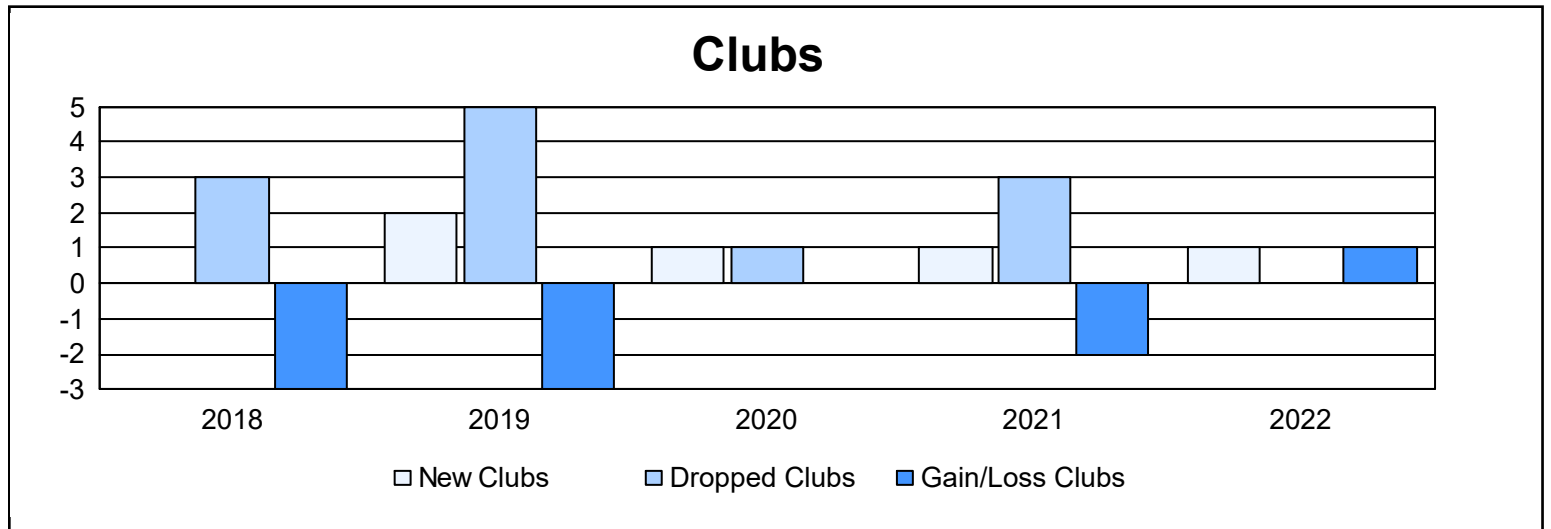
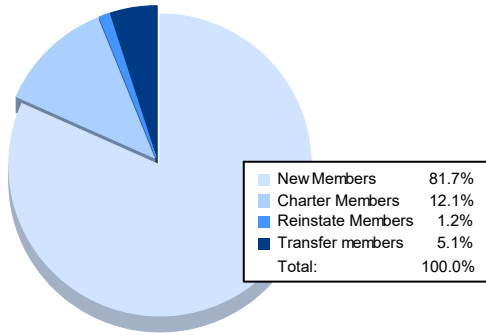


| Year | New Clubs | Dropped Clubs | Gain/ Loss Clubs | New Members | Charter Members | Reinstate Members | Transfer Members | Total Member Added | Total Members Dropped | Gain/ Loss Members |
|----------------|-----------|---------------|------------------|-------------|-----------------|-------------------|------------------|--------------------|-----------------------|--------------------|
| 2017-2018 | 0 | 3 | -3 | 240 | 0 | 8 | 9 | 257 | 295 | -38 |
| 2018-2019 | 2 | 5 | -3 | 229 | 52 | 1 | 6 | 288 | 375 | -87 |
| 2019-2020 | 1 | 1 | 0 | 226 | 40 | 12 | 3 | 281 | 256 | 25 |
| 2020-2021 | 1 | 3 | -2 | 181 | 25 | 6 | 6 | 218 | 340 | -122 |
| 2021-2022 | 1 | 0 | 1 | 210 | 31 | 3 | 13 | 257 | 219 | 38 |
| Average | 1 | 2 | -1 | 217 | 30 | 6 | 7 | 260 | 297 | -37 |



Membership Composition June 2022 Cumulative



Gender Composition June 2022 Cumulative

